


Lithuanian Press Restoration, Language and Book day bracelet (size S)

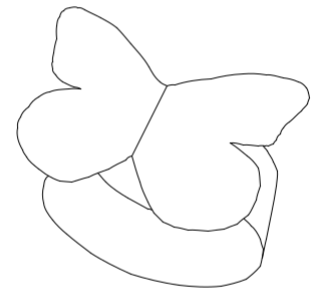



1/ print this le on an A4 sheet
(200-250g thickness recomended)

2/ cut out one bracelet from the page
and cut it carrefully following the full lines

3/ turn it around so the visible part has no
prints on it


4/ place the bracelet around the wrist
and close down (point A to point B),
no glue is needed






Lithuanian Press Restoration, Language and Book day bracelet (size M)

- 1/ print this le on an A4 sheet
(200-250g thickness recomended)
- 2/ cut out one bracelet from the page
and cut it carrefully following the full lines
- 3/ turn it around so the visible part has no
prints on it
- 4/ place the bracelet around the wrist
and close down (point A to point B),
no glue is needed





Lithuanian Press Restoration, Language and Book day bracelet (size L)

- 1/ print this le on an A4 sheet
(200-250g thickness recomended)
- 2/ cut out one bracelet from the page
and cut it carrefully following the full lines
- 3/ turn it around so the visible part has no
prints on it
- 4/ place the bracelet around the wrist
and close down (point A to point B),
no glue is needed

